

CAMBRIDGE

Design CRS

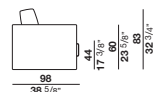
2 poltrone + 6 divani + 50 elementi componibili + 2 pouf.
 Struttura in legno con cinghie elastiche e imbottitura in poliuretano espanso, a quote differenziate, rivestito in fibra accoppiata con vellutino.
 Cuscini seduta in piuma con inserto in poliuretano espanso, a quote differenziate, rivestiti in cotone e cotone accoppiato.
 Cuscini di schienale in piuma con inserto in poliuretano espanso rivestiti in cotone.
 Piedini in legno di faggio tinti neri con inserti antiscivolo.
 Elementi rivestiti in tessuto completamente sfoderabili; elementi rivestiti in pelle con cuscineria sfoderabile e struttura non sfoderabile.

2 fauteuils + 6 canapés + 50 éléments composables + 2 poufs.
 Structure en bois, courroies élastiques, rembourrage en polyuréthane expansé, à niveaux différenciés revêtu de fibre et toile de coton compensée.
 Coussins de l'assise en plume et en polyuréthane, niveaux différenciés, revêtus coton et coton compensé.
 Coussins du dossier en plume, avec insertion en polyuréthane expansé, revêtus coton.
 Pieds en hêtre teint noir.
 Éléments revêtus de tissu, entièrement déhoussables; éléments revêtus en cuir : coussins entièrement déhoussables, structure non déhoussable.

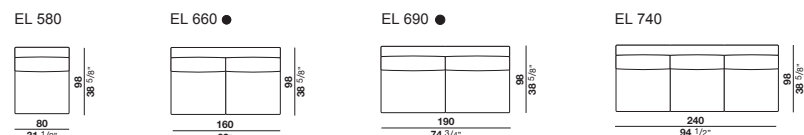
2 armchairs + 6 individual sofas + 50 modular elements + 2 ottomans.
 Wooden frame with elastic straps and padding in expanded polyurethane, with differentiated density, upholstered in fibre coupled with fine velvet.
 Seat feather cushions with insert in expanded polyurethane, with differentiated density, upholstered in cotton and heavy cotton.
 Backrest feather cushions with insert in expanded polyurethane upholstered in cotton.
 Feet in beech-wood painted black. Elements upholstered in completely removable fabric; elements upholstered in leather with cushions having removable covers and structure with non-removable covers.

2 Sessel + 6 Sofas + 50 Anbauelemente + 2 Hocker.
 Holzstruktur mit elastischen Riemen und Polyurethanschaumstoff-Polsterung zu unterschiedlichen Anteilen und Faser/Samt-Bezug.
 Sitzkissen aus Daunen mit Einsatz aus Polyurethanschaumstoff zu unterschiedlichen Anteilen und passendem Baumwollbezug.
 Rückenkissen in Daune mit Einsatz aus Polyurethanschaumstoff und Baumwollbezug.
 Füße aus schwarz gefärbtem Buchenholz.
 Elemente mit Stoffbezug vollständig abziehbar; Elemente mit Lederbezug mit abziehbaren Polstern und nicht abziehbarem Gestell.

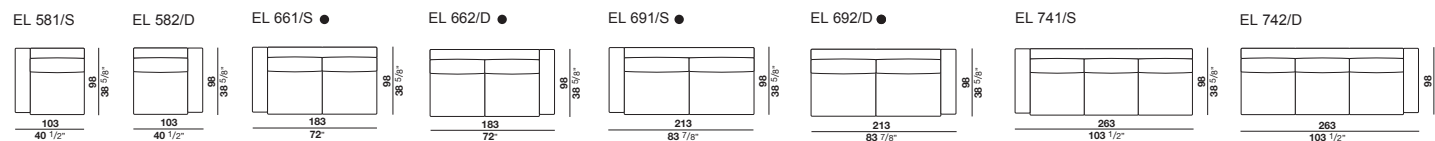
Versione con mantovana e profilo / Version with skirt and piping



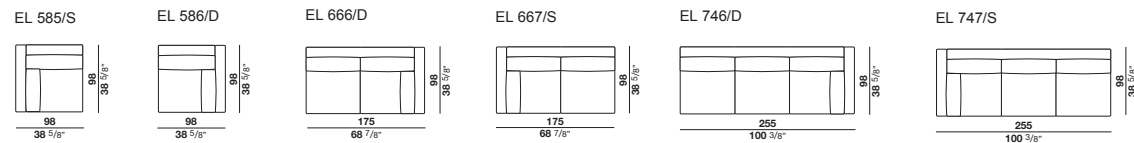
CENTRALI - CENTRAL ELEMENTS



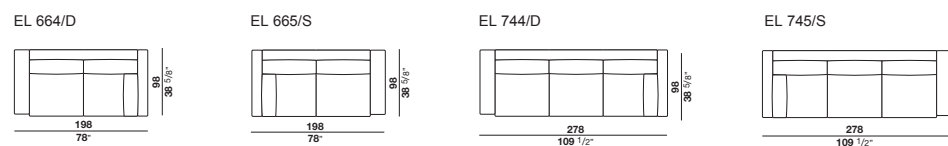
TERMINALI - END ELEMENTS



ANGOLI - CORNERS



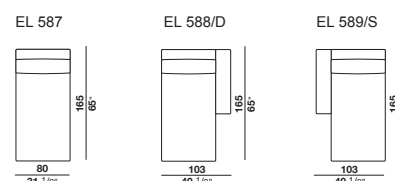
ANGOLI TERMINALI - CORNER + END ELEMENTS



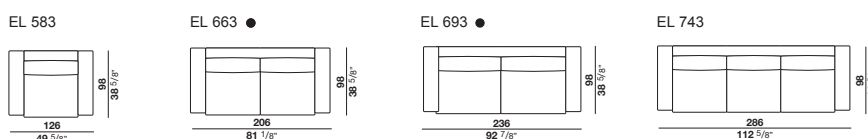
POUF - OTTOMANS



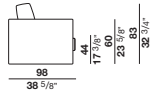
CHAISE LONGUE



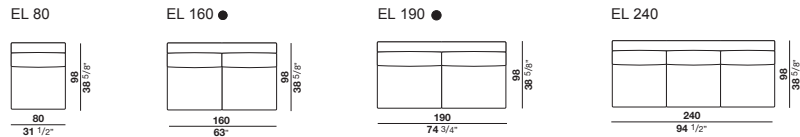
ELEMENTI FISSI - INDIVIDUAL ELEMENTS



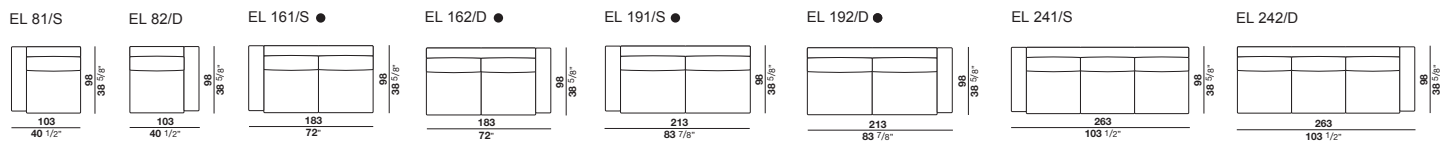
Versione basic - Basic version



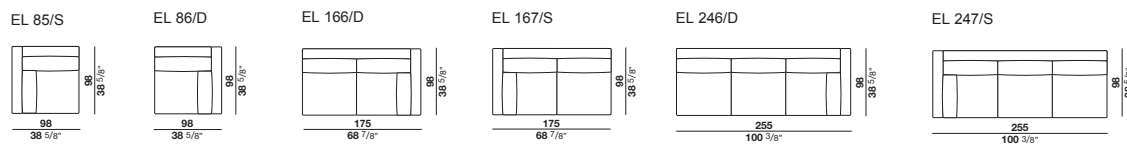
CENTRALI - CENTRAL ELEMENTS



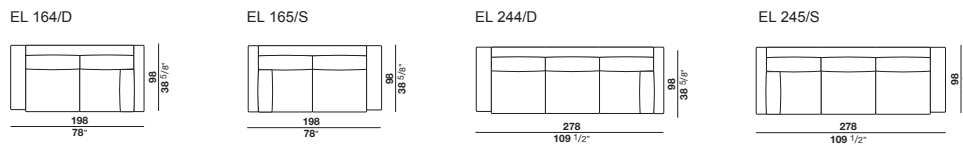
TERMINALI - END ELEMENTS



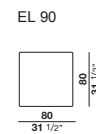
ANGOLI - CORNERS



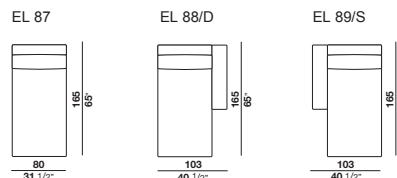
ANGOLI TERMINALI - CORNER + END ELEMENTS



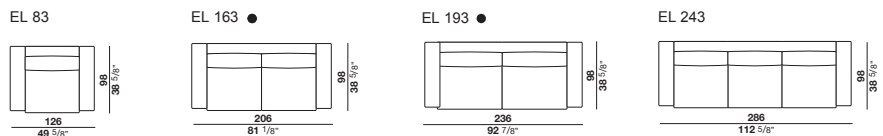
POUF - OTTOMANS



CHAISE LONGUE



ELEMENTI FISSI - INDIVIDUAL ELEMENTS



- Possibilità di divano letto (meccanismo a 3 pieghe, rete elettrosaldada, materasso in espanso HR 30 spessore 6 cm circa)

EL 660 - 661/S - 662/D - 663 materasso cm. 130 x 186
 EL 690 - 691/S - 692/D - 693 materasso cm. 160 x 186
 Profondità totale divano-letto aperto cm 230

- Élément disponible aussi avec lit (mécanisme 3 plies, sommier électro-soudé, matelas en expansé HR 30 épaisseur cm. 6 environ)

EL 660 - 661/S - 662/D - 663 matelas cm. 130 x 186
 EL 690 - 691/S - 692/D - 693 matelas cm. 160 x 186
 Profondeur totale canapé-lit ouvert cm 230

- Possibilità di divano letto (meccanismo a 3 pieghe, rete elettrosaldada, materasso in espanso HR 30 spessore 6 cm circa)

EL 160 - 161/S - 162/D - 163 materasso cm. 130 x 186
 EL 190 - 191/S - 192/D - 193 materasso cm. 160 x 186
 Profondità totale divano-letto aperto cm 230

- Élément disponible aussi avec lit (mécanisme 3 plies, sommier électro-soudé, matelas en expansé HR 30 épaisseur cm. 6 environ)

EL 160 - 161/S - 162/D - 163 matelas cm. 130 x 186
 EL 190 - 191/S - 192/D - 193 matelas cm. 160 x 186
 Profondeur totale canapé-lit ouvert cm 230

- Available with bed (3-fold mechanism, electrically welded spring about 6 cm. thick expanded mattress HR 30)

EL 660 - 661/S - 662/D - 663 mattress cm. 130 x 186
 EL 690 - 691/S - 692/D - 693 mattress cm. 160 x 186
 Total depth of the sofa-bed opened cm 230

- Liebfar auch mit Bett (Bettmechanismus 3 mal gefaltet, elektrogeschweißter Sprungrahmen und Schaumstoffmatratze HR 30 mit Dicke cm. 6 ungefähr)

EL 660 - 661/S - 662/D - 663 Matratze cm. 130 x 186
 EL 690 - 691/S - 692/D - 693 Matratze cm. 160 x 186
 Gestammtiefe Sofa-Bett, wenn offen cm. 230

- Available with bed (3-fold mechanism, electrically welded spring about 6 cm. thick expanded mattress HR 30)

EL 160 - 161/S - 162/D - 163 mattress cm. 130 x 186
 EL 190 - 191/S - 192/D - 193 mattress cm. 160 x 186
 Total depth of the sofa-bed opened cm 230

- Liebfar auch mit Bett (Bettmechanismus 3 mal gefaltet, elektrogeschweißter Sprungrahmen und Schaumstoffmatratze HR 30 mit Dicke cm. 6 ungefähr)

EL 160 - 161/S - 162/D - 163 Matratze cm. 130 x 186
 EL 190 - 191/S - 192/D - 193 Matratze cm. 160 x 186
 Gestammtiefe Sofa-Bett, wenn offen cm. 230